






Signs you must recognize

Virginia's sign section is 100% pass-or-fail — you must get all 10 road sign questions correct.

Sign color decoder

 Red Stop, yield, or do not enter	 Yellow Warning of hazard or road condition ahead	 Orange Work zone, construction, or detour	 Green Permitted movement or directions
 Blue Driver services, hospitals, rest areas	 Brown Recreation, parks, scenic areas	 White Regulatory — must obey the posted rule	 Yellow-green Pedestrian, school, or bike crossing

Virginia signs you will see on the test

 Do not enter Road ahead is one-way; do not enter from your current direction.	 Stop Full stop at line. Check all directions before proceeding.	 No-pass pennant Pennant on left side marks the start of a no-passing zone.	 No passing (regulatory) White rectangular sign: passing prohibited where posted.	 Sharp turn right Road turns sharply to the right ahead. Slow before the turn.	 Large arrow — direction change Yellow rectangle with arrow: road changes direction at an extreme angle ahead.
 Curve right Road curves to the right. Reduce speed before the curve.	 Chevron Road curves sharply in the direction of the arrow — multiple may appear.	 Winding road Three or more curves ahead. Stay alert and reduce speed.	 Steep downgrade Steep hill ahead. Use lower gear; do not ride the brakes.	 Railroad advance Railroad crossing ahead. Slow, look, listen — trains cannot stop for you.	 Right lane ends Right lane ends ahead. Traffic in that lane must merge left.
 Workers ahead Orange = work zone. Workers near the road; slow and take extra care.	 Traffic signal ahead Signal at the intersection ahead. Prepare to stop if needed.	 Low shoulder Shoulder is lower than the road. If wheels drop off, ease back gently.			

Sign shape shortcuts

- Octagon** — Always means STOP. The only 8-sided sign.
- Downward triangle** — Always means YIELD. Red and white edges.
- Diamond** — Warning — hazard or road condition ahead. Usually yellow.
- Vertical rectangle** — Regulatory — speed limits, turn restrictions, lane use.
- Horizontal rectangle** — Guidance — route markers, exit info, distance signs.
- Pennant** — Sideways triangle on LEFT side = start of no-passing zone.
- Round** — Yellow circle with X = railroad crossing advance warning.
- Pentagon** — School zone or school crossing — children present.

Rules of the road

Right of way

4-way stop — First to arrive goes first. Ties yield to driver on the right.

T-intersection — Drivers on the through road have right-of-way.

Uncontrolled intersection — Yield to vehicle on your right.

Left turn — Yield to all oncoming traffic and pedestrians before turning.

Pedestrian — Always yield in any crosswalk, marked or unmarked.

Blind pedestrian — Stop and yield when person uses a white cane or guide dog.

Emergency vehicle — Pull to right edge and stop. Move left only on a one-way street.

Stopped school bus — Stop both directions unless divided by a median or barrier.

Entering from driveway — Yield to all traffic already on the public road before merging.

Funeral procession — Yield to vehicles in a funeral procession; do not cut through.

Virginia speed limits (default — unless posted)

School, residential, or business zone	25 mph
Unpaved road	35 mph
Interstate / divided highway	Posted (often 70 mph)
Visibility reduced to 500 ft or less	Use headlights

Signal / turn before turn	100 ft minimum (3–4 sec)
Stop from fire hydrant	15 ft minimum
Stop from intersection	20 ft minimum
Stop from railroad crossing	50 ft minimum

Lane markings and changes

Solid yellow center — No passing on your side of the line.

Broken yellow center — Passing allowed when safe.

Solid white edge line — Marks the right edge of the roadway.

Solid yellow edge line — Marks the LEFT edge of the roadway.

Broken white lines — Lane dividers — you may cross when safe.

Changing lanes — Signal, check mirrors, look over shoulder for blind spot, then move.

Passing prohibited — Hills, curves, intersections, and railroad crossings.

Missed exit — Do not back up on a highway. Continue to the next exit.

Turns, signals, and parking on hills

Signal — when — Any lane change, turn, or highway entry/exit.

Signal — how soon — At least 100 ft (3–4 sec) before turning or moving.

Hand signal — left — Arm straight out the driver's window.

Hand signal — right — Arm bent up at the elbow.

Hand signal — slow/stop — Arm bent down at the elbow.

Hill with no curb — Wheels TOWARD the road edge in both directions.

Uphill with curb — Wheels AWAY from curb (turn left); if brakes fail, curb stops roll.

Downhill with curb — Wheels TOWARD curb (turn right); curb catches vehicle.

Park distance from curb — No more than 1 foot from the curb on a public road.

Following distance and emergencies

Safe following distance — Increase in rain, snow, fog, or night — more stopping distance needed.

Tire blowout — Grip wheel firmly, ease off gas, steer straight; brake only when slowed.

Skid — Steer in the direction of the skid; ease off gas.

Brake failure — Downshift, pump pedal, apply parking brake gradually.

After a crash — Stop near scene, move off road if possible; call 911 if injured.

Vehicle breakdown — Signal, exit carefully, turn on hazards, get clear of traffic.

Move-over law — Slow and change lanes for stopped emergency or tow vehicles.

Aggressive driver — Stay calm, increase distance, do not engage or make eye contact.

Safety, DUI, licensing and test-day

Virginia DUI quick-facts

Adult BAC limit (21+)	0.08%	Alcohol + other drugs	Effects multiply — especially dangerous
Under-21 illegal consumption	0.02% BAC or higher	Open container in vehicle	Illegal even if driver is sober
Commercial driver BAC limit	0.04%	DUI penalties	Fines, jail, license suspension/revocation
What reduces BAC	Time only — not coffee or exercise	Impaired driving below 0.08	Still a DUI if driving is impaired

Hazardous conditions

DO

- + Use low beams in fog, rain, or snow — high beams reflect back
- + Turn on headlights from 30 min after sunset to 30 min before sunrise
- + Use headlights any time wipers are on or visibility drops to 500 ft
- + Increase following distance on wet, icy, or slippery roads
- + Stop every two hours on long trips to combat fatigue
- + Pull to the right and stop for emergency vehicles using lights or siren
- + Stop both directions for a school bus with flashing red lights

DON'T

- Use high beams in fog — light reflects back at you
- Use cruise control on wet or icy roads
- Slam brakes or steer sharply if a wheel drops off a low shoulder
- Look directly at oncoming headlights — keep eyes on right road edge
- Pass on hills, curves, intersections, or railroad crossings
- Back up on a highway shoulder — go to the next exit
- Drive between midnight and 4 a.m. if under 18 (with exceptions)

Vehicle and equipment rules

Seat belt — driver — Wear at all times; shoulder belt over shoulder, lap belt across hips.

Seat belt — passengers — Driver is responsible for all passengers under 18 being buckled.

Child safety seat — Install in center rear seat when possible; never allow unsecured children.

Headlights — required — Night, wipers on, or visibility under 500 ft. Low beams in fog.

Unattended vehicle — Stop engine, lock ignition, remove key, set parking brake.

Registration / insurance — Carry both when driving; \$500 fee or suspension if uninsured.

License suspension causes — False statements, reckless driving, driving without valid license.

Vision requirement — 20/40 or better in one or both eyes; 110° horizontal field.

Virginia test-day and licensing cheat box

Under-18 exam length	35 questions (10 signs + 25 general)	Permit fee	\$3
Under-18 signs passing score	10 of 10 (100% required)	Min permit hold — under 18	9 months
Under-18 general passing score	20 of 25 (80%)	Min permit hold — adult (18+)	60 days
Adult (18+) exam length	40 questions (10 signs + 30 general)	Supervised hours — under 18	45 total (15 must be after sunset)
Adult signs passing score	10 of 10 (100% required)	Night driving curfew — under 18	No driving midnight – 4:00 AM
Adult general passing score	24 of 30 (80%)	Passenger restriction — under 18	Max 1 passenger under 21 (family exempt)

Last-minute test-taking tips

Read every option before you choose — the DMV often includes a partially-correct option to trip you up. When two answers seem right, pick the more cautious one ("slow and yield" usually beats "speed up" or "honk and proceed"). Remember: the signs section is all-or-nothing in Virginia — getting even one wrong fails that part. If you blank on a question, eliminate obvious wrong answers first, then pick the safest-sounding option. Unanswered questions count as wrong.