







Signs you must recognize

Sign color decoder

 <p>Red Stop, yield, or prohibition</p>	 <p>Yellow Warning — hazard ahead</p>	 <p>Orange Work zone / construction</p>	 <p>Green Guide / distance / direction</p>
 <p>White Regulatory — rules you must obey</p>	 <p>Blue Motorist services / information</p>		

Must-know signs

 <p>Stop Come to a full stop; yield to all traffic before proceeding</p>	 <p>Do Not Enter Wrong-way entry prohibited; one-way traffic ahead</p>	 <p>No Passing Zone Yellow pennant — no passing in this zone</p>	 <p>Divided Highway Ends Two-way traffic resumes; watch for oncoming vehicles</p>	 <p>Intersection Ahead Cross traffic intersects; prepare to yield or stop</p>	 <p>Cross Road Four-way intersection ahead; all four directions intersect</p>
 <p>Railroad Crossing Slow down and yield for trains; stop if signal activates</p>	 <p>Curve Ahead Road curves to the right; reduce speed before curve</p>	 <p>Winding Road Three or more curves ahead; reduce speed</p>	 <p>Chevron (Sharp Curve) Road curves sharply in the arrow's direction</p>	 <p>Soft Shoulder Shoulder is lower than road; drifting off may cause loss of control</p>	 <p>Steep Hill Steep downgrade ahead; control speed, check brakes</p>
 <p>Advisory Speed (Exit) Maximum safe speed for this exit ramp — 30 mph shown</p>	 <p>Exit Only Lane leads ONLY to the exit; must exit if you stay in this lane</p>	 <p>Road Work Ahead Workers on or near road; slow down and stay alert</p>	 <p>Detour Orange work-zone sign; follow detour arrow, road ahead is closed</p>		

Rules of the road

■ Oregon knowledge test — at a glance

Adult test (18+)	35 questions, must score 28/35 (80%)	Permit hold minimum	6 months before provisional license
Under-18 test 1	35 questions — general rules, 80% to pass	Supervised hours (with driver ed)	50 hours (10 at night)
Under-18 test 2	20 questions — safe driving, 80% to pass	Supervised hours (no driver ed)	100 hours (10 at night)
Permit fee	\$23.50	Supervisor requirement	21+ years old, licensed 3+ years, seated next to you

■ Right-of-way & intersections

Uncontrolled intersection — Yield to vehicle on your right if arriving simultaneously

Turning left — Yield to oncoming traffic and pedestrians before turning

Left turn — one-way to one-way — Turn into the nearest left lane of the new road

Roundabout — Yield to traffic already in the circle; enter when clear

Emergency vehicles — Pull to the right curb and stop until they pass

School bus (flashing red) — Stop in both directions; do not pass until lights stop

■ Lane use & passing

Passing direction — Pass only on the left of the vehicle being overtaken

No-passing zone — Pennant sign or solid yellow line — do not pass

Two-way road, no centerline — Keep at least half the road clear for oncoming traffic

Double solid white line — Same-direction lanes; crossing is prohibited

Dashed white line — Lane boundary; change lanes only when safe

Solid yellow center line — No passing; indicates opposing traffic direction

■ Speed & following distance

Basic rule — Drive at a speed safe for conditions, regardless of posted limit

Urban business/residential — 25 mph unless posted otherwise

School zones — Reduce speed; obey posted school zone limit

Following distance — Maintain at least 3 seconds behind the vehicle ahead

Highway exit advisory — Yellow EXIT MPH sign — reduce to that speed before the curve

Safety, DUI & provisional restrictions

Oregon DUI / BAC limits

Adult BAC limit (21+)	0.08% — illegal to drive at or above	Implied consent	Refusing a breath/blood test results in license suspension
Commercial driver BAC	0.04% — illegal to drive at or above	First DUI conviction suspension	1 year (first offense)
Under-21 BAC limit	0.00% — any detectable alcohol is illegal		

Provisional license restrictions (under 18)

First 6 months — passengers — No passengers under 20 (immediate family exempt)

Next 6 months — passengers — Maximum 3 passengers under 20 (immediate family exempt)

Restrictions end — After 1 year OR at age 18 — whichever comes FIRST

Night driving curfew — No driving midnight–5 a.m. (work, school, emergencies excepted)

Curfew exception supervisor — Licensed driver 25+ in vehicle allows night driving

Hazardous conditions

<p>DO</p> <ul style="list-style-type: none"> + Turn headlights on when visibility drops to 500 feet or less + Increase following distance on wet or icy roads + Steer into the skid to regain control + Pull off the road and rest if you feel drowsy + Use low-beam headlights in fog — high beams reflect and blind you 	<p>DON'T</p> <ul style="list-style-type: none"> – Don't use cruise control on wet or icy roads – Don't brake hard on ice — ease off the accelerator and steer – Don't pass on a hill or curve where sight distance is limited – Don't drive while impaired by medication, alcohol, or fatigue
---	--

Parking rules

Fire hydrant — No parking within 10 feet

Intersection / crosswalk — No parking within 20 feet of a crosswalk

Hill parking — uphill, curb present — Turn wheels away from curb; engage parking brake

Hill parking — downhill, curb present — Turn wheels toward curb; engage parking brake

Hill parking — no curb — Turn wheels toward edge of road; engage parking brake

Test-day checklist

Bring	ID, \$23.50 fee, proof of Oregon residency	Pass score	28/35 correct (80%) for adults; 80% on both under-18 tests
Handbook	Oregon Driver Manual (ODOT)	Retake wait	Must wait to retake if you fail; check Oregon DMV for intervals