









# Signs you must recognize

Shape and color tell you what to do before you read the text.

## Sign color decoder

|  |   |  |   |
|--|---|--|---|
|  <b>Red</b><br>Stop, yield, or do not enter            |  <b>Yellow</b><br>Warning of hazard ahead        |  <b>Orange</b><br>Work zone, construction, or detour    |  <b>Green</b><br>Guide — directions, distances, destinations |
|  <b>Blue</b><br>Driver services, hospitals, rest areas |  <b>Brown</b><br>Recreation, parks, scenic areas |  <b>White</b><br>Regulatory — must obey the posted rule |  <b>Yellow-green</b><br>Pedestrian, school, or bike crossing |

## Maryland signs you will see on the test

|  |  |  |   |   |  |
|--|--|--|---|---|--|
| <br><b>Stop</b><br>Full stop at line. Check all directions before proceeding.   | <br><b>Yield</b><br>Red and white triangle. Give right-of-way to conflicting traffic.   | <br><b>Warning (diamond)</b><br>Diamond shape means a road condition or hazard ahead.   | <br><b>No-passing zone</b><br>Yellow pennant on left side marks start of no-passing zone. | <br><b>Railroad crossing (advance warning)</b><br>Slow down, look both ways, prepare to stop for trains. | <br><b>Railroad crossing (no signal)</b><br>No gates or lights. Slow, look, listen — be prepared to stop. |
| <br><b>Railroad advance warning</b><br>Round yellow R-R sign warns of a railroad crossing ahead. Slow, look both ways. | <br><b>School zone ahead</b><br>Pentagon shape. Reduce speed; children may be present. | <br><b>School crossing</b><br>Be prepared to stop if children are in the crosswalk.    | <br><b>Sharp right turn</b><br>Road curves sharply to the right. Slow before entering.   | <br><b>Winding road</b><br>Series of curves ahead. Reduce speed; stay in your lane.                     | <br><b>Curve ahead</b><br>Road curves ahead. Slow down appropriately.                                    |
| <br><b>Reverse curve</b><br>Road curves right then left. Slow before entering.  | <br><b>Hill ahead</b><br>Steep hill ahead. Use lower gear; control your speed.        | <br><b>Lane ends (merge left)</b><br>Right lane ends. Yield and merge into left lane. | <br><b>Merging traffic (right)</b><br>Traffic merging from the right. Watch and yield.  |   |  |

## Sign shape shortcuts

- Octagon** — Always means STOP. The only 8-sided sign.
- Downward triangle** — Always means YIELD. Red and white edges.
- Diamond** — Warning of a road condition or hazard ahead.
- Vertical rectangle** — Regulatory — speed limits, turn restrictions, lane use.
- Horizontal rectangle** — Guidance — route markers, exit info, distance signs.
- Pennant** — Sideways triangle on LEFT side = start of no-passing zone.
- Round** — Yellow circle with X+R-R = railroad crossing advance warning.
- Pentagon** — School zone or school crossing — children may be present.

# Rules of the road

## Right of way

**4-way stop** — First to arrive goes first. Simultaneous arrival — yield to driver on your right. (Q9249, Q9349)

**Left turn** — Yield to all oncoming traffic and pedestrians before turning left. (Q9098, Q9318)

**Yield sign** — Give right-of-way to cross traffic close enough to cause conflict. (Q9106, Q9326)

**Pedestrian** — Always yield in any crosswalk — even if the pedestrian is breaking the law. (Q9005, Q9064)

**Emergency vehicle** — Pull to right edge and stop. Never block intersections. (Q9367)

**Stopped school bus** — Stop in both directions when red flashers and stop arm are active. (Q8983, Q9303)

**Merging traffic** — Make room for merging highway traffic if at all possible. (Q9087)

**White cane / guide dog** — Stop and yield at all times — person is likely blind.

## Maryland MVA test at a glance

|                         |  |
|-------------------------|--|
| Total questions on test | 25 multiple-choice (A/B/C)                 |
| Passing score           | 22 of 25 correct (88%) — highest in the US |
| Time allowed            | 20 minutes                                 |
| Minimum permit age      | 15 years 9 months                          |

|                               |   |
|-------------------------------|---|
| Application fee               | \$50                                    |
| Driver ed required (under 18) | 30 classroom + 6 behind-the-wheel hours |
| Agency name                   | MVA — Motor Vehicle Administration      |
| Bank size                     | 443 questions, 37 with sign images      |

## Signaling, passing, and lane use

**Turn signal timing** — Signal about 100 feet before turning — before you reach the intersection. (Q9348)

**Safe to pass** — Only where pavement markings and signs permit passing. (Q9100)

**When to return after passing** — Move back only when you can see both headlights of the passed vehicle in your rearview mirror. (Q9009, Q9181, Q9294, Q9317)

**Hand signal — left turn** — Arm straight out the driver window.

**Hand signal — right turn** — Arm bent upward at the elbow.

**Hand signal — slow/stop** — Arm bent downward at the elbow.

**Double solid yellow** — No passing in either direction. (Q9097)

**Broken yellow line** — Passing allowed from the lane beside the broken line. (Q9212, Q9247)

## Speed and following distance

**Following distance** — At least 3 to 4 seconds under normal conditions. (Q9409)

**Bad weather / large trucks** — Increase following distance; slow in rain, fog, or ice. (Q9036, Q9242)

**Stopping distance** — Increases as speed increases — always a factor in collisions. (Q9171)

**Low beams in fog/rain** — Use low beams — high beams reflect back and reduce visibility. (Q8989, Q9011, Q9134)

**Headlights when visibility low** — Required when you cannot see at least 1,000 feet ahead. (Q9413)

**Oncoming high beams** — Glance toward the right edge of your lane — do not stare at lights. (Q9149, Q9297, Q9342)

## Railroad crossings

**When to stop** — Flashing red lights, lowered gate, or posted stop sign. Stop before the tracks.

**No-gate crossing (Q9384)** — Slow, look both ways, listen for any trains before crossing.

**Never stop on tracks** — Confirm you can fully clear the tracks before proceeding.

**Parking near tracks** — Must not park within 50 feet of the nearest rail. (Q9405)

## School bus and sharing the road

**Stopped school bus — stop!** — Stop in BOTH directions when red flashers are on and stop arm is extended — except on a divided highway, where only same-direction traffic must stop. (Q8983, Q9018, Q9053, Q9069)

**When to move again** — Only after red lights stop flashing and the stop arm is fully retracted. (Q9219)

**Motorcycle following** — Allow a larger following distance. (Q9099)

**Truck blind spots** — If you can't see the driver's mirrors, they can't see you.

**Seat belt** — Required for driver and all passengers at all times. (Q9038, Q9402)

# Safety, alcohol, parking and test tips

## Maryland alcohol / DUI quick-facts

|                              |   |                                   |   |
|------------------------------|---|-----------------------------------|---|
| <b>Adult BAC limit (21+)</b> | 0.08% — MVA suspends license at this threshold (Q9293)        | <b>What reduces BAC</b>           | Only time — not coffee, food, exercise, or cold showers (Q9023, Q9046, Q9063) |
| <b>BAC of 0.02%</b>          | Will double your chances of having an accident (Q9196)        | <b>Alcohol affects</b>            | Judgment, reaction time, and physical coordination (Q9102)                    |
| <b>Under-21 BAC limit</b>    | Any amount — zero tolerance (Q9209, Q9356)                    | <b>Impairment vs. legal limit</b> | Impairment starts well below 0.08% — the limit is not a safety threshold      |
| <b>Implied consent</b>       | You must submit to a chemical BAC test when requested (Q9232) | <b>Prescription drugs</b>         | Driving impaired by any medication is never permitted (Q9047)                 |

## Hazardous conditions

|  |  |
|--|--|
| <b>DO</b>  | <b>DON'T</b>   |
| <ul style="list-style-type: none"> <li>+ Use low beams in fog, rain, and snow</li> <li>+ Increase following distance in any poor conditions</li> <li>+ Steer in the direction of a skid; ease off the gas</li> <li>+ Pull off the road if visibility is dangerously reduced</li> <li>+ Glance right when blinded by oncoming headlights</li> <li>+ Turn on headlights at dusk and on overcast days</li> <li>+ Chain lanes left to avoid right-side freeway merges (Q9373)</li> </ul> | <ul style="list-style-type: none"> <li>- Use high beams in fog — light reflects back, reduces visibility</li> <li>- Brake hard on ice — locks wheels, kills steering</li> <li>- Follow too closely behind large trucks — massive blind spots</li> <li>- Drive drowsy — same impairment level as alcohol</li> <li>- Text or use phone while driving — not legal in Maryland (Q9010)</li> <li>- Pass a stopped school bus with red flashers on</li> <li>- Enter a railroad crossing unless you can fully clear the tracks</li> </ul> |

## Parking rules

|  |   |                               |  |
|--|---|-------------------------------|--|
| <b>Downhill (with or without curb)</b> | Turn wheels toward curb or road edge — right (Q9103, Q9183) | <b>Red curb</b>               | No parking, standing, or stopping (Q9192)                  |
| <b>Uphill with curb</b>                | Turn wheels away from curb — left (Q9312)                   | <b>Near railroad crossing</b> | No parking within 50 feet of the nearest rail (Q9405)      |
| <b>Uphill without curb</b>             | Turn wheels toward road edge — right (Q9311, Q9331)         | <b>U-turn prohibited</b>      | On or near any curve or hill (Q9266)                       |
| <b>Any hill</b>                        | Always use parking brake and leave in Park (Q9336)          | <b>Unplanned parking spot</b> | Ensure your vehicle is visible from all directions (Q9200) |

## GDL — after you pass the knowledge test

**Permit hold minimum** — At least 9 months before applying for a provisional license (under 18).

**Supervised hours required** — 60 total hours, including at least 10 at night.

**Supervisor requirement** — Must be 21+ with a license held for 3+ years, seated in front passenger seat.

**Night curfew** — No driving midnight to 5:00 AM on a provisional license without a qualified supervisor.

**Passenger restriction** — No passengers under 18 (except immediate family) for first 151 days of provisional license.

**When restrictions lift** — After 18 months of clean driving record. Any traffic conviction resets the clock to zero.

## Last-minute test-day cheat box

|                          |   |                                 |   |
|--------------------------|---|---------------------------------|---|
| <b>MD pass threshold</b> | 88% — highest in the nation. You can miss at most 3.              | <b>Under 16 extra form</b>      | DL-300 (Learner's Permit School Attendance Certification)         |
| <b>If you fail</b>       | MVA gives you the score only — not which questions you missed     | <b>Highest-yield categories</b> | Traffic laws (262 Qs), safety (54 Qs), road signs (49 Qs)         |
| <b>Test format</b>       | 3 options (A/B/C) — not 4 like most states                        | <b>Sign images on the test</b>  | 37 image-based questions in the bank — drill visually             |
| <b>Bring to MVA</b>      | Proof of identity, Maryland residency, and Social Security number | <b>First-option trap</b>        | Read all 3 options — the first choice often looks right but isn't |

## Last-minute test-taking tips

Maryland's 88% pass threshold is the highest of any US state — you can afford to miss at most 3 of 25. Unlike most states, MD uses 3-option questions (A/B/C), so the first choice often looks plausible until you read the other two. Always read every option. The MVA does not tell you which